


---

# IMPORTANT

---




**DO YOU NEED A JACK SOCKET?**

With your type of computer, you need a telephone jack socket to connect to Micronet 800. If you do not already have a jack socket of the right type, British Telecom engineers will install one for you.

If your telephone is connected to a single standard exchange line, the cost of installation and rental of a single PST type extension jack socket will be included in the adaptor package price, but only if you apply through Micronet 800.

If your telephone is connected via any other type of equipment e.g. Key and Lamp unit, Herald or Monarch private exchange please ask your local Telephone Area Sales Office (for number refer to telephone directory) for advice as this may incur additional costs which are not included within the Micronet 800 adaptor price.



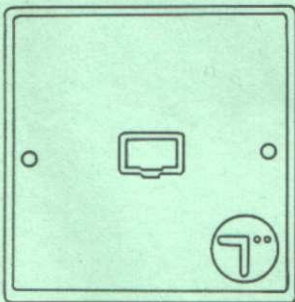
To ensure your jack socket is installed as quickly as possible, please complete this form and return it to us when you return your Micronet 800 and Prestel application forms.

● Do you already have a jack socket for your telephone?

YES

NO

● If you have one, does it look like this?



YES

NO

● Is your telephone a shared (party) line? If yes, you will need to have it changed to a private line to connect to Micronet 800

YES

NO

If you have indicated above that some assistance is required from British Telecom engineers, please give a daytime telephone number where British Telecom can contact you to arrange for jack socket installation.

Tel \_\_\_\_\_

I would like British Telecom to carry out the work necessary to enable me to connect my microcomputer to Micronet 800 and Prestel.

Signed \_\_\_\_\_

Date \_\_\_\_\_